






Tree pruning is an important part of any home maintenance routine. Read on to learn why, how and when to prune trees in your yard.







Proper pruning helps to

-  Improve a tree's shape.
-  Reduce the risk of windfall and storm damage.
-  Provide clearance around and below the tree.
-  Promote growth along remaining branches.
-  Increase fruit production.

Use the right tools for the job

Your pruning toolkit should include:

-  bypass pruners
-  folding hand saw
-  pole saw
-  loppers

Avoid anvil pruners— they damage the wood.

Keep your tools clean and sharp.

Bypass loppers



Pole saw



Folding hand saw

Bypass hand pruners

Plan before you prune

Prune safely!

Wear eye protection, a hardhat and puncture-resistant gloves. If the job requires a ladder or chainsaw, call a tree care professional!

Prune responsibly!

Know your property lines. Review state law before pruning or removing your neighbor's trees.

Community forestry

Minnesota Law and Trees

Prune at the right time!

Prune oaks and ash in winter to reduce the spread of oak wilt and emerald ash borer (EAB).



To request pruning along city streets and trails

where vegetation blocks sightlines or vehicle traffic, call the forestry office at 952-988-8407 or report the issue online.

Notify utilities or state and county agencies about pruning needs on their property or easements.